

Knee Gate & Amputee Systems



Dual-Slide Knee Gate System

Knee Gates can be an effective device to help stabilize the hips and pelvis and can accommodate leg length discrepancies.

Technical Details







- Slide bar comes in straight or 130° bend and removes for transfer
- Contoured ABS pads come in 3 sizes mounted w/ball & Socket
- Alum base and top plate for greater durability

Item Numbers

25161 Center Mount, Dual-Slide, Straight, ea
 25162 Center Mount, Dual-Slide, 130° Bend, ea



Knee Gate & Dynamic Components & Hardware

Contured Pad (ea)	Knee Gate Base(ea)	Ball & Socket (ea)	Knee Gate Slide Bar	Knee Gate Slide Bar	Gas Spring (ea)
					
4" x 5" 21059	Base 25174	7/8" 10055	130° Bar Rt 25181	Straight Bar 25183	15 lb 33470
5" x 7" 21060	Top-plate 25176	3/4" 10056	130° Bar Lt 25182		20 lb 33471
6" x 8" 21061	Plunger 90010	1" 10057			40 lb 33472
					60 lb 33473
					80 lb 33474

Amputee Support Multi-Plane

Our Amputee Support allows for easy mounting and vast pad positioning providing for the best placement for support.



Technical Details





- Contoured leg pad (8" x 10") soft foam design
- Zipper stretch cover for easy cleaning
- Both the pad and mounting collar are multiple plane adjustable
- Multi-Axis Triangle: Clamps 1/2" square and 7/8" ball
- Vertical bar: 1/2" square, 6" length, 7/8" knurled ball
- Attaches to 7/8" and 1" upper footrest hangers













Item Numbers

- 33180 7/8" Multi-Plane, adjustable angle pad, ea
- 33181 1" Multi-Plane, adjustable angle pad, ea

Amputee Components & Hardware (Square Bar Stock)

<p>Hanger Collar Mount (ea)</p>  <p>7/8" 33183 1" 33184</p>	<p>Bar Square Adjustable Mount (ea)</p>  <p>6" 92010</p>	<p>Support Pad (ea)</p>  <p>33182</p>	<p>Multi-Axis Triangle Square Bar (ea)</p>  <p>92020</p>
---	---	--	--

Amputee Components & Hdw (Round Bar Stock)

<p>90° L-Bar (ea)</p>  <p>4" 21090 6" 21096 6" Heavy Duty 21098</p>	<p>Bar & Ball Straight w/Socket (ea)</p>  <p>6" 22502 12" 90350</p>	<p>Bar & Ball 90° w/Socket (ea)</p>  <p>6" 22503 12" 90356</p>	<p>Bar & Ball Bent w/Socket (ea)</p>  <p>6" 22501 12" 90355</p>	<p>Contoured Pad (ea)</p>  <p>4" x 5" 21059 5" x 7" 21060 6" x 8" 21061</p> <p>Replacement Covers</p> <p>4" x 5" 22011 5" x 7" 22005 6" x 8" 22013</p>
<p>Parallel (ea)</p>  <p>7/8" Frame 16300 1" Frame 16400</p>	<p>Perpendicular (ea)</p>  <p>7/8" Frame 16305 1" Frame 16405</p>	<p>Parallel Multi-Plane</p>  <p>7/8" Frame 16530 1" Frame 16540</p>	<p>Perp. Multi-Plane</p>  <p>7/8" Frame 16535 1" Frame 16545</p>	<p>Standard Flat Pad (ea)</p>  <p>4" x 5" 21034 5" x 7" 21046 6" x 8" 21057 8" x 10" 21058</p>